





















Performance Monitoring Report – Sustainable Communities – Quarterly Indicators as at December 2015

PI Code & Description	Polarity	Q3 2014/15					YTD Result	Annual YTD Target	YTD Status
		Value	Target	Status	Short Trend	Long Trend			
SP 333 Number of Commercial learners (Merton Adult Education)	High	117	250				117	250	
SP 360 Number of enforcement / improvement notices issued	High	38	40				38	40	
SP 361 Number of Disabled Facilities Grants (DFG) approved	High	31	49				31	49	
CRP 063 / SP 242 Number of Personal Development Learners (academic year)	High	2,196	1,500				2,196	1,500	
SP 277 Social Housing Lets	High	378	270				378	270	

This page is intentionally left blank